

SUPA TILE DIT

Feature drop-in tiles



100% accessibility • Re-use existing grid • Creative design • Australian made and owned


SUPAWOOD.COM.AU

SUPAWOOD
ARCHITECTURAL LINING SYSTEMS




Why SUPATILE DIT?

- > Perfect Refit solution – keep the grid & transform your space by upgrading to Supatiles DIT
- > Visual appeal with design flexibility
- > Easy to wipe clean for ongoing client satisfaction
- > Outstanding durability, no black stains or crumbling edges
- > A choice of contemporary and timber finishes
- > Fits into regular ceiling grid systems
- > Create a range of effects with white, black, clear anodised or coloured grids
- > Quick to install = lower costs
- > Demarcate specific locations
- > Acoustic choices for noise reduction
- > Perimeter upstands for floating ceilings
- > Maximise Green Star credit points
- > Fire Retardant Group 2 available
- > 100% accessibility to the ceiling cavity
- > Accurately calculate project costs – Pricelist available



Acoustic Options




Smooth 1200 x 600
Non-Acoustic




Two Stripe 1200 x 600
15% open area




Stripe 1200 x 600
17% open area



Dots-SP1 1200 x 600
10% open area




Bubbles 600 x 600
15% open area




Stripe 600 x 600
16% open area



Zebra 600 x 600
24% open area




Cyberspace 600 x 600
13% open area



Curve 600 x 600
15% open area



Angle 600 x 600
14% open area



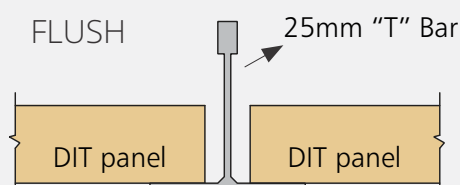
Breeze 600 x 600
28% open area

Note: Due to our policy of continuous improvement, these specifications may change without notice

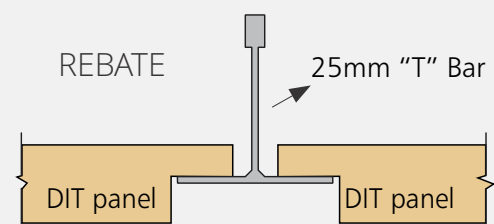
Fire Group 1 and 2 panels have a grey core as standard. Fire Group 3 panels have a brown core as standard.

Drop-in Options

SUPATILE DIT Flush - The most economical ceiling tile in the range, this is designed to sit flush with the T-bar grid system leaving the full 25mm grid exposed.



SUPATILE DIT Rebate - The matching edge rebate on these tiles creates a 25mm recessed shadow line for a tegular look.



Panel finish returns into rebate

10mm wide accessible joint option also available.

Finishes and colours

SUPAFINISH

(SF) Veneer & Concept Laminates

This laminate perfectly matches our slats and beam products.

**Fire Group 2
available even in
slats and beams**



Hoop Pine Limed SF



Hoop Pine Classic SF



Fusion Maple SF



Tasmanian Oak SF



Blackbutt SF




Spotted Gum SF



Virgin Walnut SF




Black SF



White SF

Also available in SUPA VENEER natural timber veneers,
SUPASURFACE V-Series textured laminates and SUPACOLOUR solid colours.
For more information please contact our customer service team on 1800 002 123.



Imagine the possibilities

Ideal applications

- › Halls and auditoriums › Boardrooms
- › Libraries and classrooms › Offices
- › Meeting spaces › Foyers and lobbies





Global technology and know-how.
Local manufacturing and support.

SUPAWOOD are market-leading experts in lining and paneling systems. Contact us and find out how we can help bring your next project to exciting, vivid life.



Click here to download
our SUPATILE Design
& Detailing Manual

SUPAWOOD
ARCHITECTURAL LINING SYSTEMS

SUPAWOOD HEAD OFFICE

Australasian Support & Manufacturing
Aus: +61 1800 002 123
NZ: +64 (0) 9887 3234
sales@supawood.com.au

SUPAWOOD UK

UK & EU Support & Manufacturing
+44 (0) 3307 00 00 30
sales@supawood.co.uk

SUPAWOOD.COM.AU

As **adaptable** as your *imagination* ...