





SUPATILE 3D

Supply only - price per 600 x 600 drop in panel*

Finish Type & Substrate	Fire Group	Supatile 3D panels 600 x 600	DIT flat infill panels 600 x 600
SUPAFINISH (SF) CONCEPT VENEER ON MR MDF - Supacoustic panels - Supaline panels		\$198/panel	\$76/panel
		\$169/panel	\$52/panel
SUPAFINISH (SF) CONCEPT VENEER ON FR MDF - Supacoustic panels - Supaline panels		\$215/panel	\$92/panel
		\$185/panel	\$65/panel
SUPACOLOUR (SCR) SOLID COLOUR ON MR MDF - Supacoustic panels - Supaline panels		\$298/panel	\$110/panel
		\$276/panel	\$86/panel
SUPACOLOUR (SCR) SOLID COLOUR ON FR MDF - Supacoustic panels - Supaline panels		\$322/panel	\$126/panel
		\$301/panel	\$99/panel

* Budget Pricing above is based on a quantity of 25 m2 or 70 panels. Price will be less for larger quantities. Prices exclude supply of grid.

SUPATILE 3D

Typical Install Rates & Accessories*

SUPATILE GRID, Black (allow this for all panel types above)	\$25/m2
Typical Installation (Labour only)	\$120/m2

* If the installing contractor is not engaged in other trades on site there would be a minimum install cost of \$2000.

* These install rates are rough budgets only and install rates must be confirmed by an installer following a site visit to assess site conditions.