



ALCLICK

The quick-click beam
system for inside & out

Fast installation • Spans up to 6 metres • Won't kink or dent • Fire Group 1

SUPAWOOD.COM.AU

SUPAWOOD
ARCHITECTURAL LINING SYSTEMS



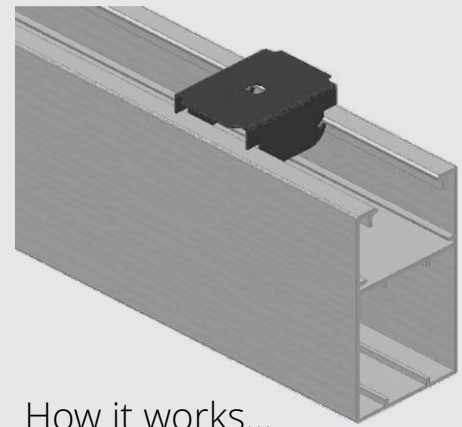
Aluclick at a glance...

- Click-lock system lowers installation costs
- 3 standard sizes
- Deemed non-combustible with open backing
- Weather proof
- Wind loading engineering available
- Excellent for high volumes
- Concealed fixing options
- Acoustic options in Fire Group 1
- 100% Recyclable
- Spans up to 6 metres possible



Aluclick

Technical details and design options



How it works...

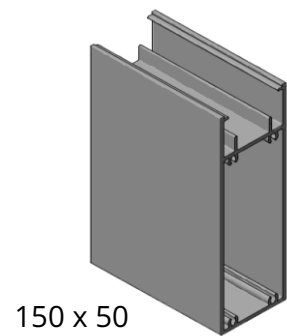
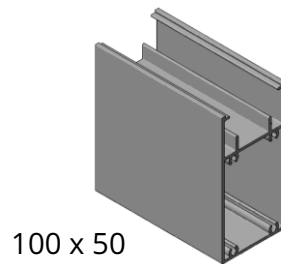
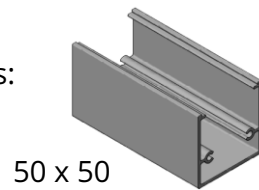
- ✓ Beams click-lock into a standard suspension system.
- ✓ 3 Standard Sizes: 50 x 50mm, 100 x 50mm and 150 x 50mm (50mm rear edge).
- ✓ 1.8mm or more beam wall for added rigidity. Eliminates kinking or dents.
- ✓ Beams engineered for extremely long spans and cantilevers, up to 6m without support.
- ✓ Matching end caps where beam ends are visible.



If you can **imagine** it, it's possible with ALUCLICK


Beam Details

ALUCLICK is available
in three standard sizes:



Sizes can be used evenly or creatively mixed for staggered effects.


Use 50 x 50 beams




Use 100 x 50 beams



Or 150 x 50 beams



Or use both for
a staggered look



Or vary the spacing



The **combinations** are only limited by your imagination!

SUPASLAT ALUMINIUM

Modular Metal Slat System

For smaller size options see our
our SUPASLAT Aluminium brochure.

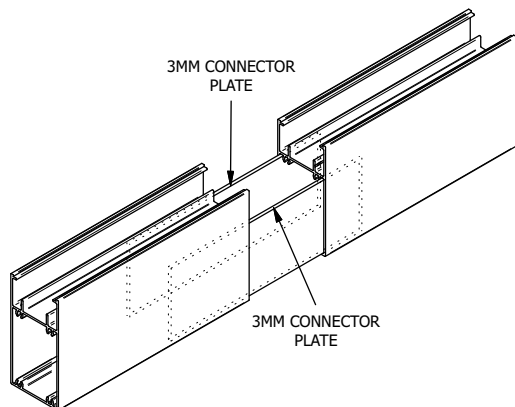


Download Brochure

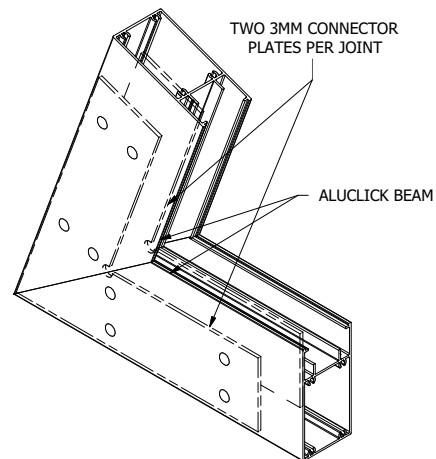


Installation Configurations

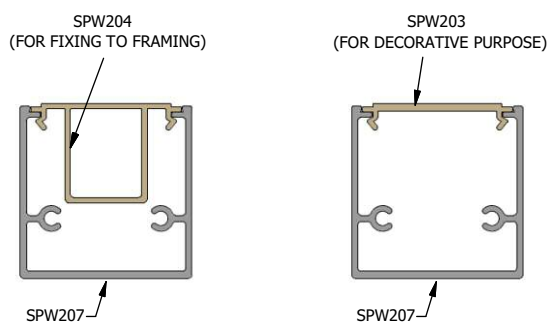
Straight End Joiners



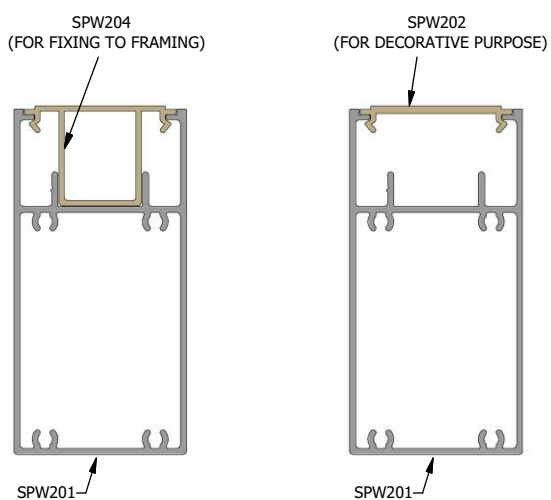
Any-angle Mitred Joiners




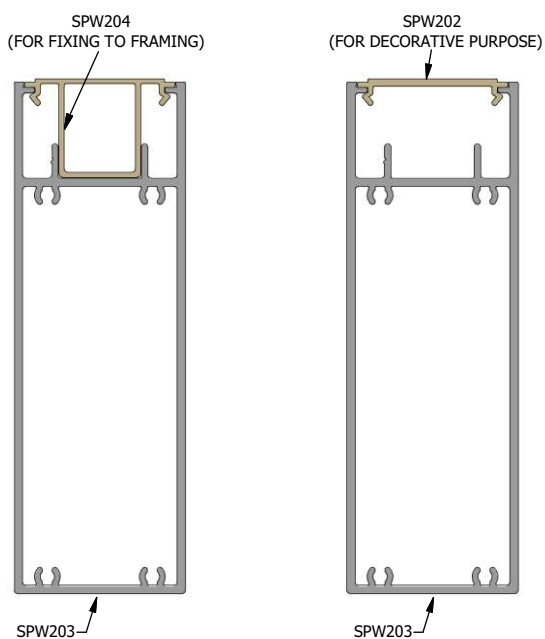
SPW207 Connection Detail



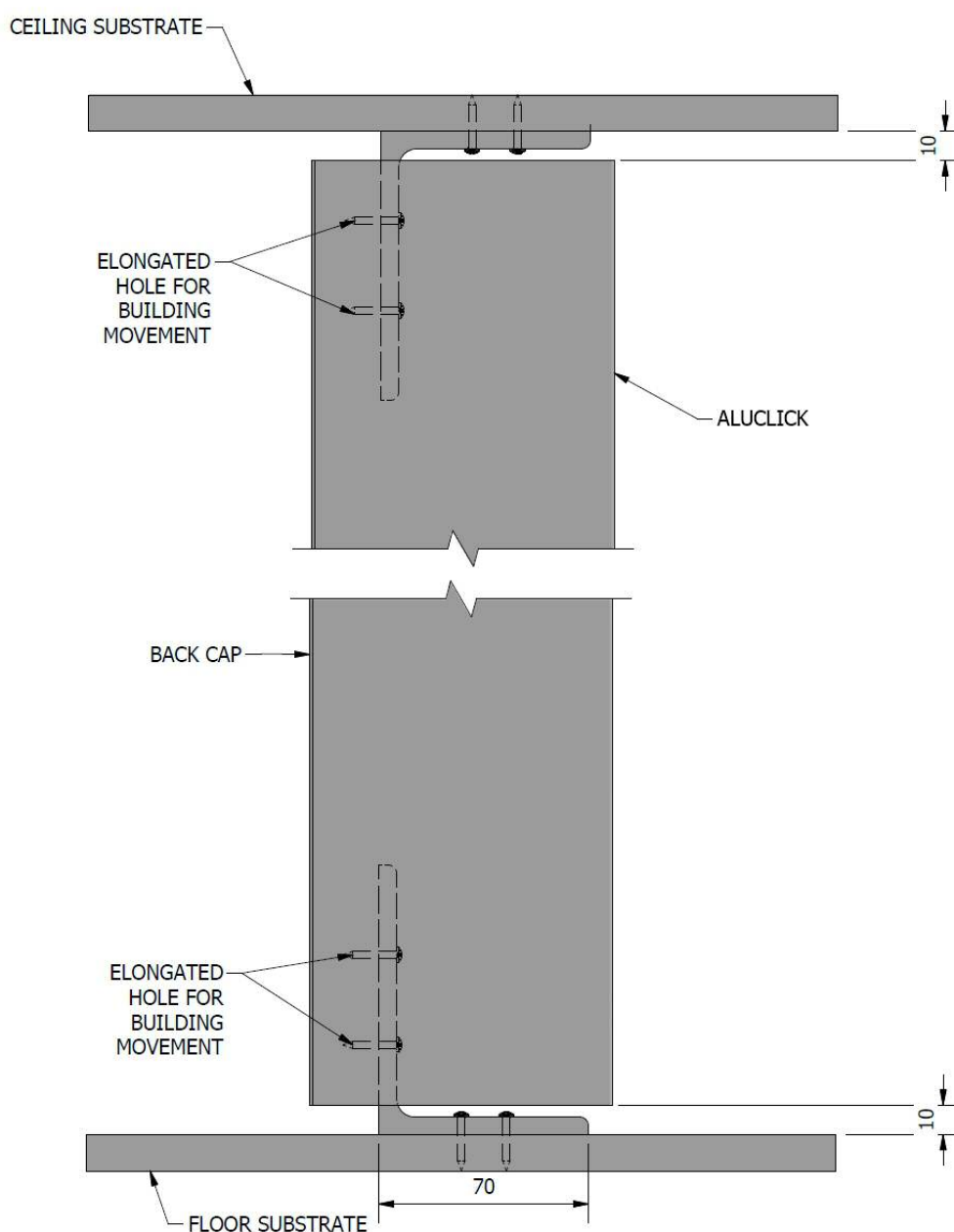
SPW201 Connection Detail



SPW203 Connection Detail



Fixing between floors internally




Criss Cross Beams

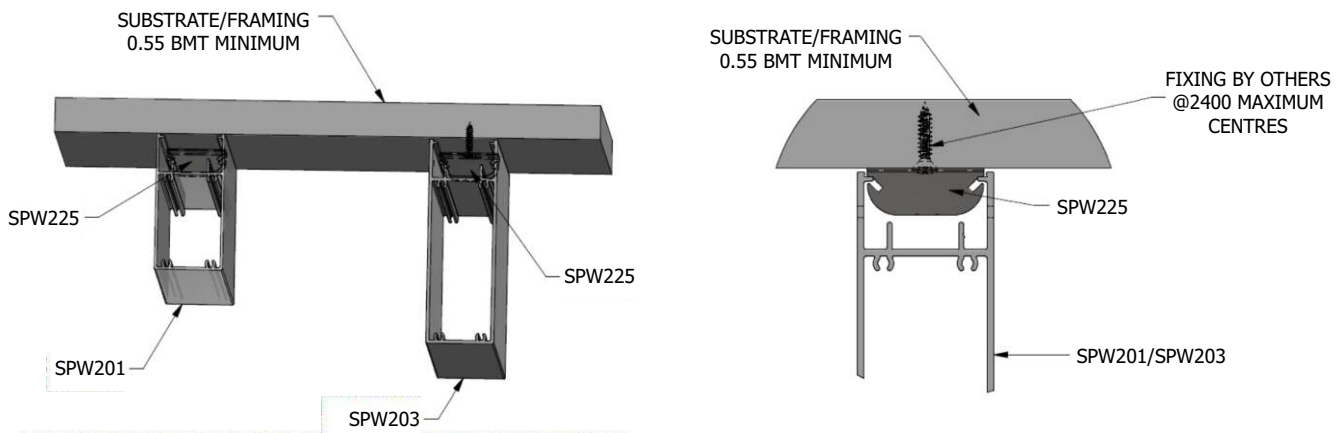
ALUCLICK is perfect for creating dynamic criss cross beam configurations on both ceiling and walls.

Criss cross beams are available in standard or custom configurations, acoustic options and a huge range of finishes. All this makes them perfect for endless applications.

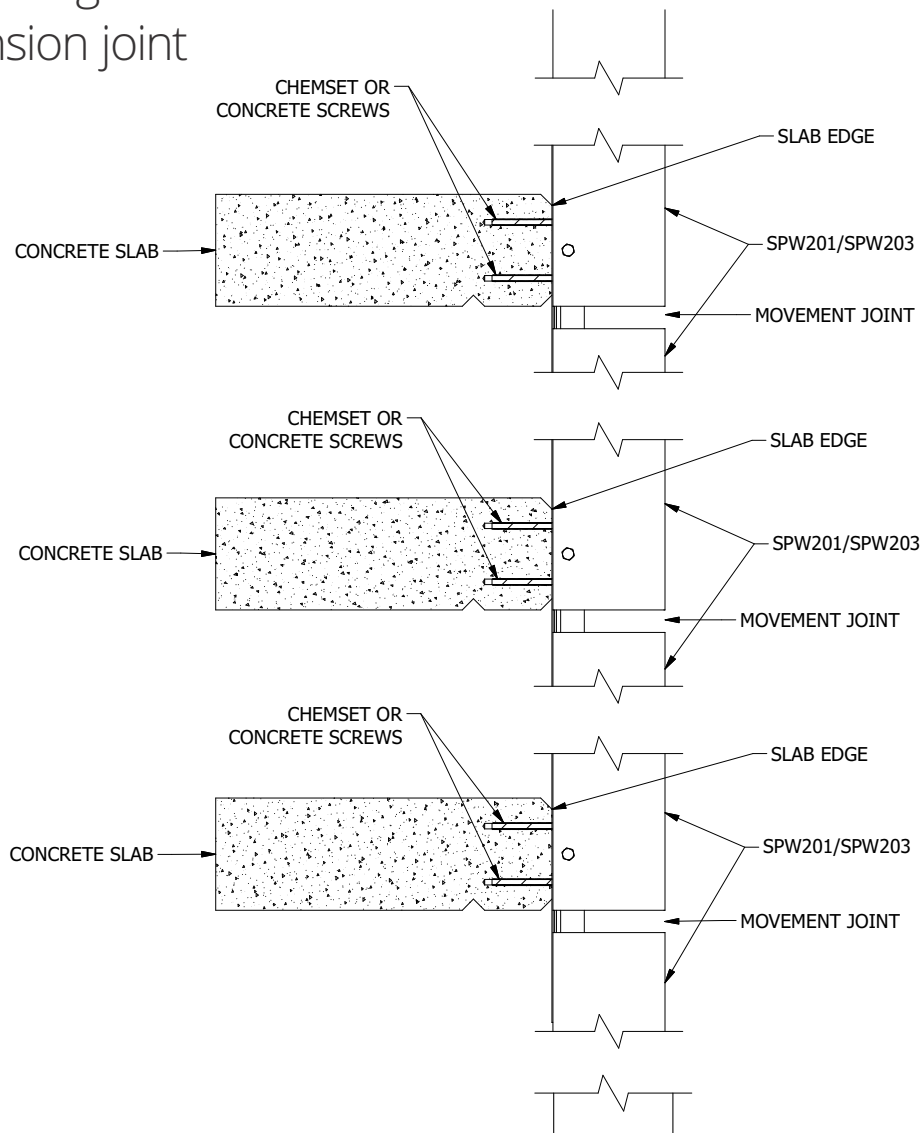
[Download Brochure](#)



Install to a solid ceiling



Slab edge fixing details with expansion joint



Solid Colour Finishes


Other powder coated colours are available on quantities over 50m².
Extra lead times and charges apply.

WARRANTY:

Internal and External - 15 year
Internal antimicrobial - 10 years



Pearl White Matt



Lunar Grey Matt




Natural Shimmer Flat Matt



Nobel Silver Pearl




Scintillating Champagne Matt




Bronze Pearl Matt



Asteroid Pearl Matt



Dark Grey Matt




Monument MKII Satin



Ebony Matt



Flat Matt White



Antimicrobial White Satin



External Woodgrain D-Series (Textured)

NOTE: Maximum 3mm panel size is 3500 x 300mm

WARRANTY:

Internal and External - 15 year

These textured woodgrain finishes address current trends by applying the amazing look **and** feel of natural timber to fully non-combustible and durable lining products. The result means you can apply this look anywhere, even in the harshest environments.



White Oak



Grey Oak



Tas Oak



Curly Birch



Blackbutt



Spotted Gum



Western Red Cedar




Brown Oak



Ebony



More Colours!



We have many more additional colours available...



Contact Us



Applications

ALUCLICK is suitable for endless applications inside and out: Commercial, Retail, Residential, Education or any place where a durable beam effect is required.

Above:

Slatted timber beam effect achieved in Silky Oak external woodgrain beams on the exterior facade of Mona Vale Community Health Centre, Mona Vale NSW.

Below:

Feature ceiling in SUPAMETAL internal grade powder coated Pearl White high gloss at Swimwear Galore Mentone, VIC.





This page:

Aluclick beams in a textured woodgrain finish create screens and an aesthetic decoration on the exterior of 109a Wigram St in Harris Park NSW.









Global technology and know-how.
Local manufacturing and support.

SUPAWOOD are market-leading experts in lining and paneling systems. Contact us and find out how we can help bring your next project to exciting, vivid life.



Click here to download
our ALUCLICK Design
& Detailing Manual

SUPAWOOD
ARCHITECTURAL LINING SYSTEMS

SUPAWOOD HEAD OFFICE

Australasian Support & Manufacturing
Aus: +61 1800 002 123
NZ: +64 (0) 9887 3234
info@supawood.com.au

SUPAWOOD UK

UK & EU Support & Manufacturing
+44 (0) 3307 00 00 30
sales@supawood.co.uk

SUPAWOOD.COM.AU

As **adaptable** as your *imagination* ...