

# WAVE BLADES

## Sculptured Features



Shopdrawing service • Integrated acoustic options • Access panel options





# WAVE BLADES

## Sculptured Features

Wave Blades: when you need a special touch for a unique project.

Sculpted or contoured ceilings have always proved challenging for designers because of the complications of custom joinery. It's very laborious to document, and expensive to manufacture. Not anymore!

WAVE BLADES is the unique ceiling system that lets you quickly, easily and affordably design imaginative contoured wooden blade features. Now you can add that unique touch without going over-budget!

### Benefits

- > Warm beauty of timber finishes and solid colours
- > Can be matched to acoustic panels, slats and beams
- > Acoustic options
- > Shop drawing service
- > Fire Group 2 versions
- > 3 standard wall options
- > 3 standard ceiling options
- > Access panel options

### Easy installation

Each blade has a concealed label identifying its unique location. Blades are delivered pre-finished and packed by area for easy installation. WAVE BLADES have a simple fixing system suitable for any approved partition contractor which minimises installation time.





## Standard options make it easy

Choose one of three ceiling options or one of three wall options

Just nominate a maximum and minimum depth and what centres you would like. Blades are standard at 18mm thick.

**Recommended combinations:**

	Max Depth	Min Depth	Fire Group 3 Centres	Fire Group 2 Centres
Depth 1	290	140	200	345
Depth 2	390	190	250	460
Depth 3	590	290	400	700

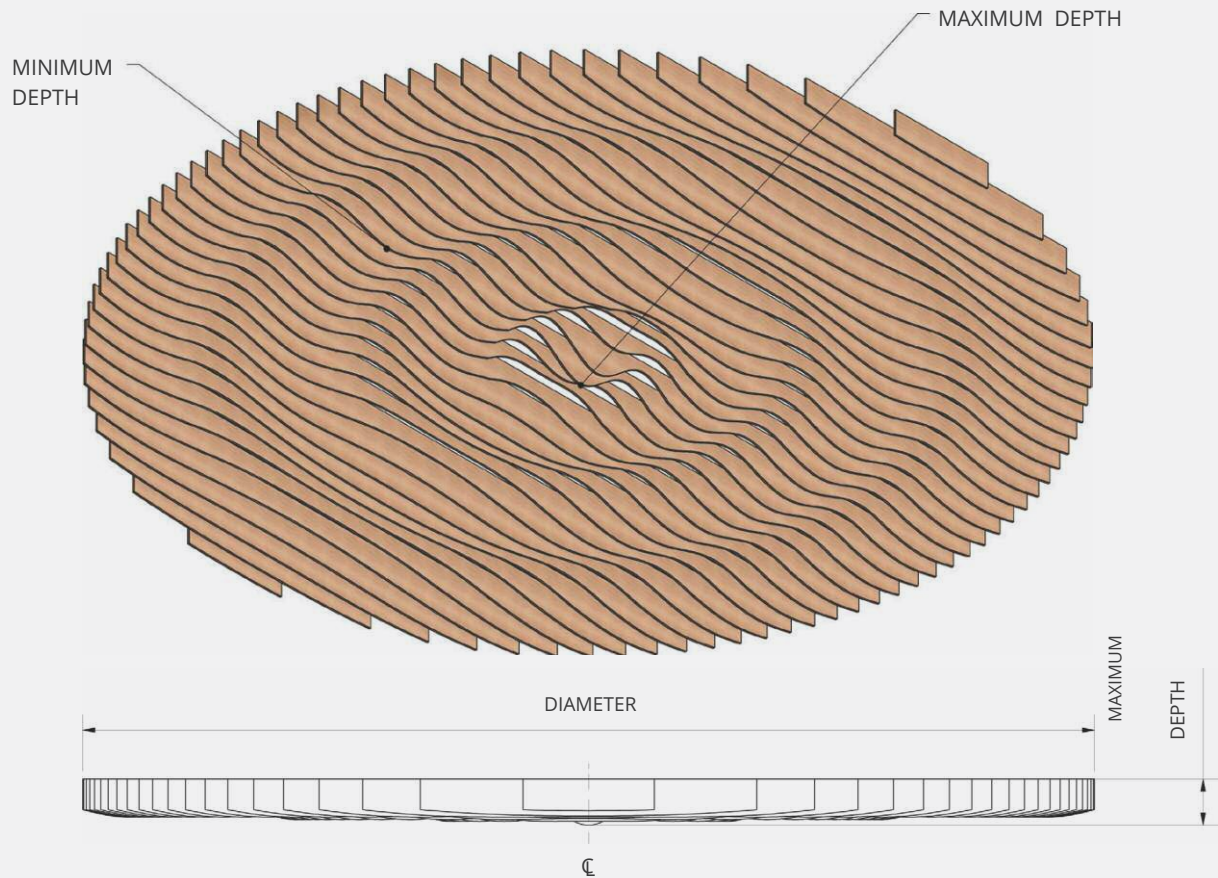




## RAIN DROP CEILING


**View:**  
Looking from below

**Note:**  
Blades can be extended to fill  
a square or rectangular space.



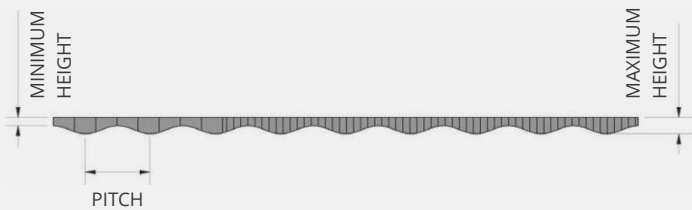


## RIPPLE WALL

**Note:**  
This configuration can  
also be used as a screen.

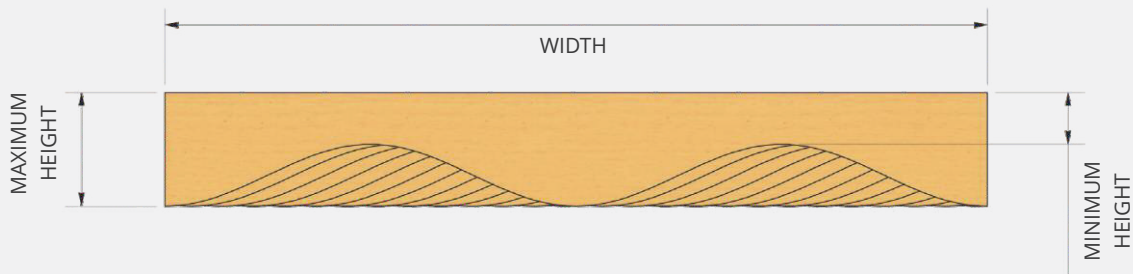
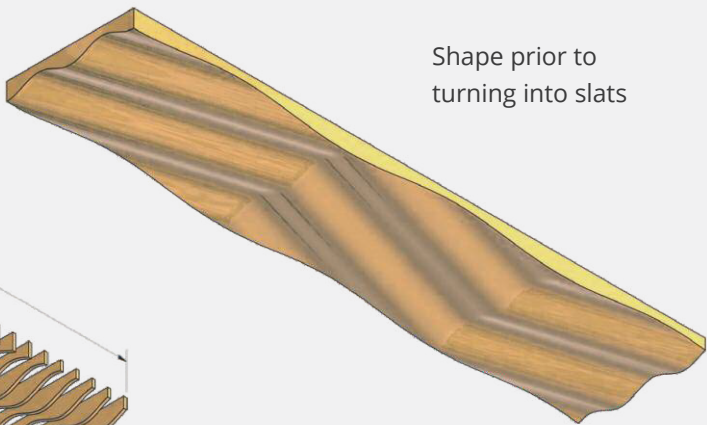
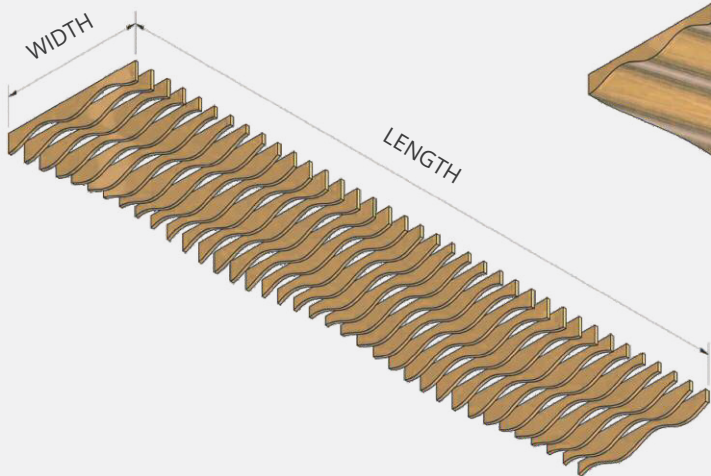


If you can **imagine** it, it's possible with WAVE BLADES

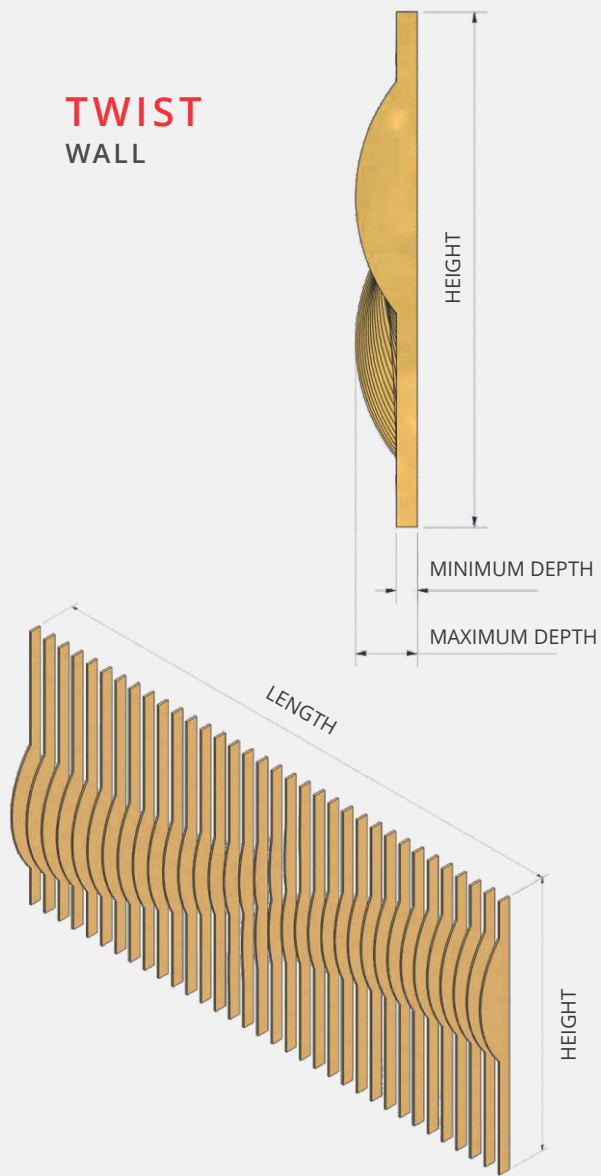
**WAVE**  
CEILING



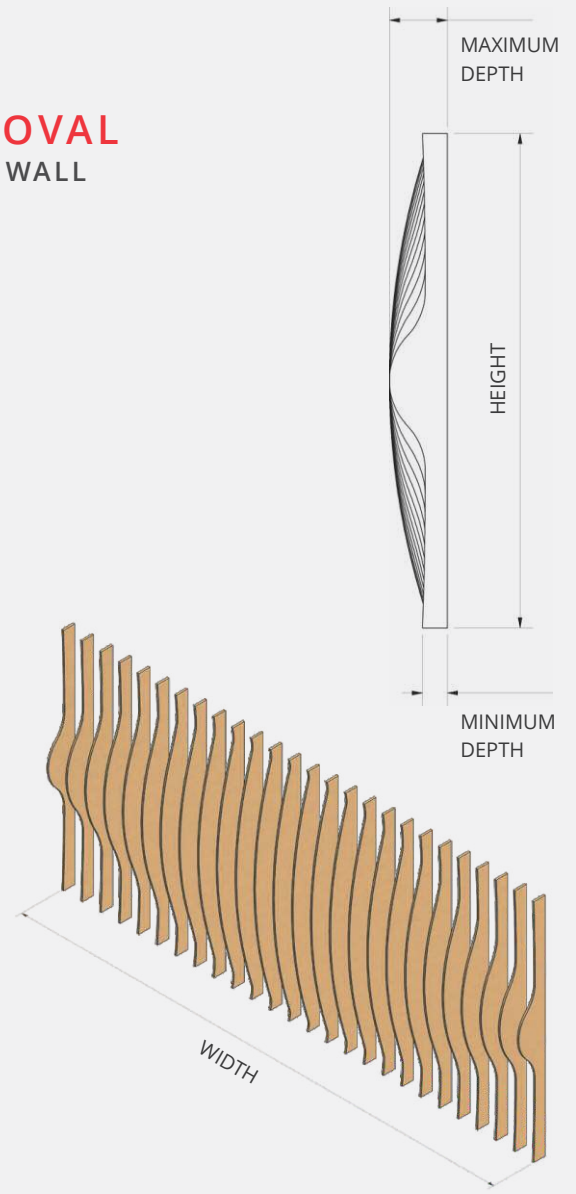
**ZIGZAG**  
CEILING



## TWIST WALL

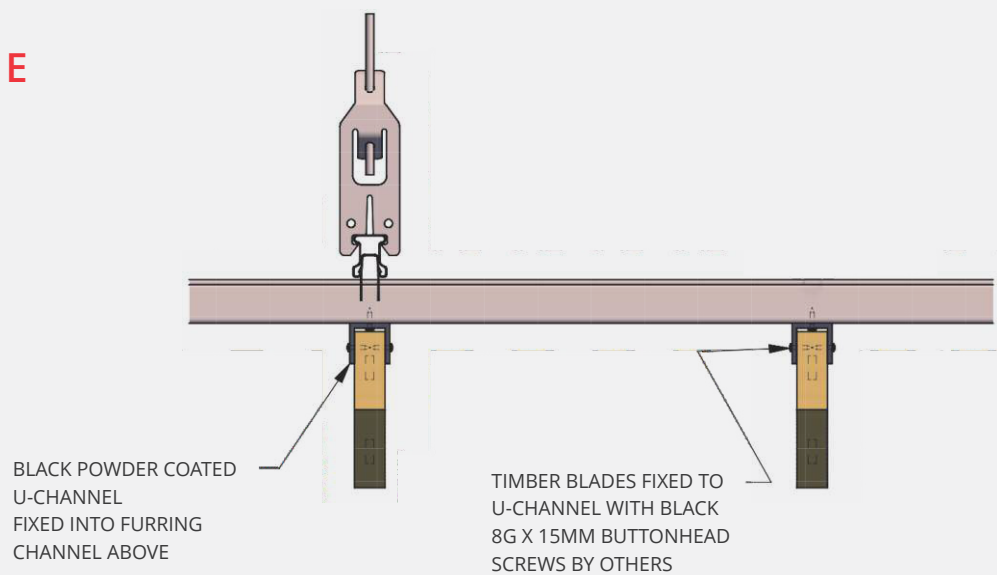


## OVAL WALL



## WAVE BLADE FIXING

Example




If you can **imagine** it, it's possible with WAVE BLADES

# SUPAFINISH


## (SF) Veneer & Coloured Laminates

This laminate perfectly matches our panel and beam products. Group 1 and 2 Fire Retardant available even in slats and beams.

Available in the following finishing edges:



SUPAFINISH  
ply look edge



SUPAFINISH  
ply edge



Hoop Pine Limed SF



Hoop Pine Classic SF



Fusion Maple SF



Tasmanian Oak SF




Blackbutt SF



Spotted Gum SF




Virgin Walnut SF



Euro Beech SF



White SF



Black SF


# SUPAVENEER

## (NTV) Natural Timber Veneer

Other species and more affordable veneers also available. Group 2 Fire Retardant available.



Hoop Pine CC



Tasmanian Oak 1/4



Blackbutt 1/4



American Oak CC



Spotted Gum 1/4



American Walnut CC



Midnight Black



or any other species  
(your choice)

# SUPACOLOUR

## (SRC) Painted finish



**MATCH TO ANY  
COLOUR REFERENCE**


Highly durable satin, high gloss and metallic finishes matched to any colour.

**Available in  
matching edging  
as standard.**

# BIRCH PLYWOOD



**Available in the following  
finishing edge:**



Birch  
Plywood  
edge

Other custom finishes are also available

Please contact our customer service team on 1800 002 123.





## Three-step process for custom designs


Easier to achieve  
the end results  
than you think!



1

### Image


Find an image you like  
or do a 2D drawing  
or sketch



2

### 3D Shape

Model yourself  
in 3D or use  
our services



3

### Individual Blades

Break 3D model  
into blades or use  
our services

Global technology and know-how.  
Local manufacturing and support.

SUPAWOOD are market-leading experts in lining and paneling systems. Contact us and find out how we can help bring your next project to exciting, vivid life.



Click here to Download our  
Specifications Wording  
& Technical Details

**SUPAWOOD**  
ARCHITECTURAL LINING SYSTEMS

#### SUPAWOOD HEAD OFFICE

Australasian Support & Manufacturing  
Aus: +61 1800 002 123  
NZ: +64 (0) 9887 3234  
sales@supawood.com.au

#### SUPAWOOD UK

UK & EU Support & Manufacturing  
+44 (0) 3307 00 00 30  
sales@supawood.co.uk